

VIEWFINDER



VOL 63. NO.3
January 2024

In this issue:

Meet the Editor	1	Competitions - Music	5
Feature Article - Taipei Camera Street	2	Speakers	8
Club Events—Christmas Social	4	Outings	25

Photo credit: John Fraser

*“Learn the rules like a pro,
so you can break them
like an artist”*

Pablo Picasso

Artist

Meet the Editor – John Fraser

Viewfinder is the Etobicoke Camera Club newsletter. Its goal is to share our members' success's and the events at the club that help us on that journey. If you have anything you would like to contribute, please consider submitting it. Our members will appreciate it.



The Etobicoke Camera Club introduced me to the Art in photography. No longer satisfied with just memory photographs, the club helps me strive for photographs that others will also enjoy.

Contact: info@etobicokecameraclub.org

Feature Article

Taipei Camera Street

by John Fraser

When I started this article, I thought it would be a good news story. It turns out to be more a “sign of the times” story.

In October, we visited Taiwan. We’d been there before and briefly visited an area with lots of camera stores. We thought it would be fun to return, to browse but we also had a few minor items to buy.



Our Taipei hotel was close to the main train station and the walk to the camera store area was a short 15 minutes west. It was an overcast day as a storm was passing through. As we got closer, more and more of the retail became camera stores. We’ve seen this practice before in Asia - common retailers gathering together in a neighbourhood. We’ve wandered shopping districts and markets single mindedly dedicated to restaurant supply, fabric, electronics or craft stores. Its fun to see them all competing to be the best, or cheapest.

The heart of the district is the Hankou Street – Ba’ai Road intersection but our personal highlight was at the north end, near the historic Taipei North Gate where we unexpectedly came across the Beimen Camera Street sign. We hadn’t realized the area was more than just a grouping of camera stores. It had history and significance.



Feature Article



There were many stores to go into, but curiously many more were closed. It was approaching the week of Taiwan's National Day, so perhaps they weren't out of business. Its hard to tell because the closed stores generally have "garage doors" that are pulled down, often with graffiti on them, so we couldn't see what we were missing. It certainly didn't make for good window shopping.

It was a bit disappointing that when I asked a shopkeeper about the area's history, I got very little information. I was left to look into it a bit more online. This is where I learned the area used to be much more vibrant. Like retail in general, the stores seem to be suffering from online competition and perhaps for camera stores, the impact of smart phones. I found stories from the past of many more street level and second floor stores and even alleyways filled with second hand dealers. There may have been as many as 50 stores as recently as 10 years ago. What fun that would have been, to wander the stalls and bargain prices on cameras, lenses and accessories or seeing the latest high-end equipment in the big stores. I'm sure there are still people around who cherish some great deals. Some of our best memories are of the alleyways and markets of Taipei. There is always a sense of looming discovery around the next corner.



Club Events

The club's **Christmas Social** was held on Monday December 11, 2023. As usual, it was a great event put together by Eva and the social club. It included a friendly "no-rules" AI generated image photo competition.



Winning Image
Jocelyn Ubaldino

Second Place Image
Sharon Eyolfson



Theme - Music

Competition Results and Highlights

All competition images may be viewed on our [Website Photo Gallery](#) or www.etobicokecameraclub.smugmug.com



Superset
GOLD & GOM
Alex Konyukhov
Daniel Monte's Electrifying Violin

Theme - Music

All competition images may be viewed on our [Website Photo Gallery](#) or www.etobicokecameraclub.smugmug.com



Advanced
GOLD
Ralph Kroman
This Sax Is On Fire

Intermediate
GOLD
Carmina Maruska
To Feel the Music



RESULTS OF MUSIC THEMED COMPETITION held Dec 2023

Level	Full Name	Title	score	ribbon
INTERMEDIATE				
I	CARMINA MARUSKA	To Feel the Music	23.5	GOLD
I	ANGIE BELLANZA	Trumpet	23	SILVER
I	ANGIE BELLANZA	Jew's Harp	22.5	HM
I	KATHRYN RIDDELL	In Tune	22.5	HM
I	LUCY SU	Christmas Parad	22.5	HM
ADVANCED				
A	RALPH KROMAN	This Sax Is On Fire	29	GOLD
A	RALPH KROMAN	Psychedelic Rock	25.5	SILVER
A	RALPH KROMAN	Belting Out The Tunes	25	HM
A	KAREN YOUNG	Playing Piano	25	HM
A	TOM DRIEDGER	What a Wonderful World	24.5	HM
A	LINDA SMITH	3 Keto Guitars	24.5	HM
A	PENNY RINTOUL	It's De-Lovely	24.5	HM
SUPERSET				
S	ALEX KONYUKHOV	Daniel Monte's Electrifying Violin	28	GOLD & GOM
S	ALEX KONYUKHOV	Harpsichord Music in AGO Musium	26	SILVER
S	DORIS WOUDEBERG	Into the Blues	26	SILVER
S	MANDY SAMARZIJA	Guitarist	26	SILVER
S	GEOFFREY PIERPOINT	Following The Score	26	SILVER
S	BARB MARSZALEK	The Digital DJ	25	HM
S	IRENE BARTON	Saxman	25	HM
S	SANDRA LAURIN	Playing for Pesos	24.5	HM
S	EVA MICHALAK	Piano Vibes	24.5	HM
S	IRENE BARTON	Houston Person	24.5	HM

Level	Submitted	Accepted
Intermediate	22	22
Advanced	27	27
Superset	53	53
Total	102	102

Judges	Affiliation
Lance Gitter	Richmond Hill & TDPC
Pat Zuest	Toronto Camera Club & TDPC
Nella Pascal	No Club Affiliation

Speakers

Hazel Meredith Presented

“Textures and Overlays - Turn Ho Hum into a Work of Art”

on Monday, December 4, 2023



Hazel Meredith is an award-winning photographer and a sought-after teacher, speaker, and competition judge. She began teaching in 2007, and does seminars at camera clubs and conferences across the U.S. – both in-person and virtual. She offers her own workshops and webinars, and has done webinars for several software companies. She has written two eBooks, “Working with Textures & Overlays: Turn Ho-Hum into a Work of Art”. In Jan. 2022 she released her first course, “Creating Your Own Textures”. Hazel loves the creative aspect of photography and post-processing, especially the use of textures and software to create unique images. Hazel is actively involved with the photographic community, and in the Fall of 2020 she was the recipient of the Ashbrook Award for Digital Imaging Instruction from the Photographic Society of America.

Don't delete that image!

We all have “that” image... less-than-ideal lighting conditions; a shot we like just because we were there (maybe on vacation); a subject that was hard to capture so it's not quite tack sharp...

This seminar will show you how to take those imperfect shots and give them a “wow” factor using textures and overlays.

The key to working with textures is changing the **Blending Mode** of the texture layer. This determines how the texture interacts with the layer beneath it.




The most used blending modes for texture work are:

- Multiply
- Lighten
- Overlay
- Soft Light
- Hard Light

Textures are Everywhere!

When you are on a photo shoot, look for things that can be used as textures:




Modify Your Textures

There are a multitude of ways to modify your textures including PS; Topaz; Smart Photo Editor; Nik, etc.




Create Textures with Brushes

There are also lots of resources for brushes.




Speakers



Speakers



Speakers



Speakers

Alex Armitage Presented

“Drone Photography”

on Monday, January 8, 2024



Alex Armitage lives full time on the road traveling the country in search of beautiful light and captivating imagery. Originally from Florida, his passion for photography ultimately led him to pursue a nomadic lifestyle to better enable him to wake up in beautiful scenery as much as possible while also documenting his successes, failures, and beautiful light all on YouTube.


Things to try yourself

- Get comfortable flying your drone before ever thinking about photography
- Shoot what you know first
- Try expanding your images with panoramas
- Scout locations with patterns, colors, and abstracts in mind
- Fly once a week with a goal in mind, even if it's not photography related
- Have fun!

Ideal Drone Settings


Drones settings are easy

- Shoot RAW
- Shutter speed above 1/10s
- ISO100 (or lowest)
- TAP FOCUS
- Aperture mostly irrelevant
- White Balance in Editing



Two Types of Drone Photography

Standard



Birds-eye View



Standard Wide Angle Perspective

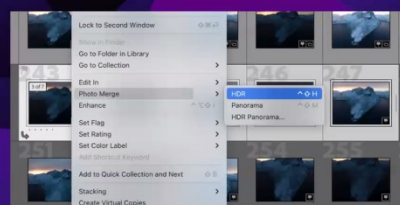


Enable AEB

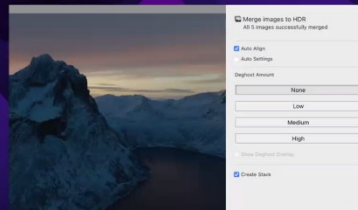
- Use 5 shots, not 3.
- This gives -2, -1, 0, +1, +2 EV Exposures
- -1 and +1 shots aren't necessary
- Do NOT mix up "5 shots" with AEB
- More reliable on drone
- Gimbal, focal length, distance from subject



Combine into HDR





Select Images > Right click > Photo Merge > HDR



Auto Align + Create Stack


More Resolution

Using Panoramas




Panorama Limits

- Causes distortion
- Distortion increases the further you pan the gimbal down
- The more images, the harder the stitch
- Doesn't work for Bird-Eye view

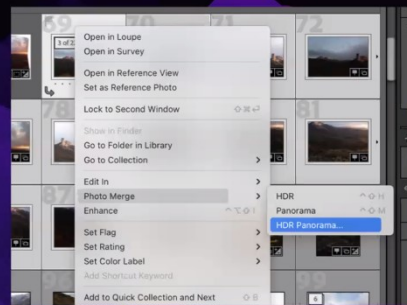


More Resolution

Creating a grid

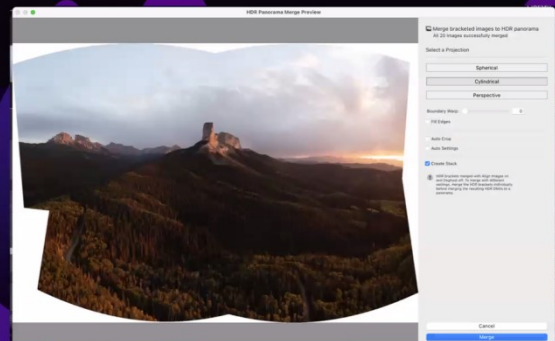


Combining Images



Select Images > Right click >


Photo Merge > Panorama HDR



Choose Projection > Boundary Warp > Stack

- Get a little closer to your subject
- Frame subject
 - Start top left
 - Pan to the right of the frame
 - Adjust gimbal angle down
 - Pan to left of frame
- Repeat for size
- Overlap each image by at least ~30%


Panorama Examples



Birds-Eye View (Top Down)





The Abstract



Benefits & Challenges

- This is "Aerial Photography"
- See what you cannot from the ground
- Expand your work into something new
- Doesn't rely on golden hour
- Not very technical
- Unlike on the ground, time is ticking
- Can't see where you're going
- Don't recommend panoramas for top down
- Typically requires knowing a location

Not Always Abstract



Speakers

Sarah Marino Presented

“Making the Most of any Light”

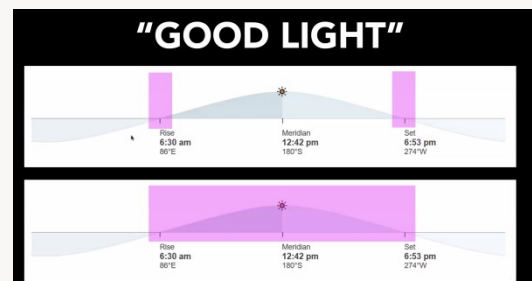
on Monday, January 22, 2024



Sarah Marino is a nature photographer, photography educator, and writer based in rural southwestern Colorado. In addition to photographing grand landscapes, Sarah is best known for her photographs of a diverse range of smaller subjects including intimate landscapes, abstract renditions of natural subjects, and creative portraits of plants and trees. Sarah is the author or co-author of a diverse range of educational resources for nature photographers on subjects like composition, photographing nature’s small scenes, and black and white photography. Sarah is also a highly regarded photography teacher, focusing on personal expression, seeing opportunities in any landscape, photographing nature’s small scenes, and a slow style of photography focused on exploration and connecting with nature.

GOALS FOR TODAY

- Move beyond “good light” and learn to work with all types of natural light



LIGHT & COMPOSITION



Strong Light and Shadows
Lines and Curves Feel More Aggressive



Cool-Toned Even Light After Sunset
Much More Texture, Lines Feel Softer


Speakers

Strictly adhering to rules, conventions, and judgements would have kept me from taking some of my favorite photos


I want to photograph all day!



Finding patterns brings me joy!



I like soft colors and light!



Mundane subjects can be beautiful!



I like centered compositions!

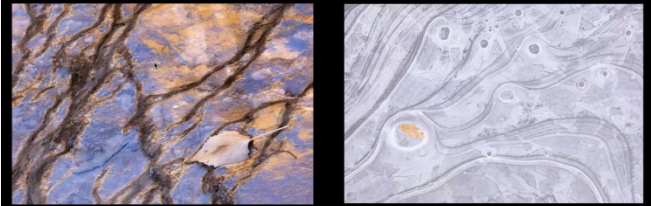


6 Lessons to Flip Your Internal Script

#1: Tune into your instincts, visual preferences, and motivations – and use them to guide you



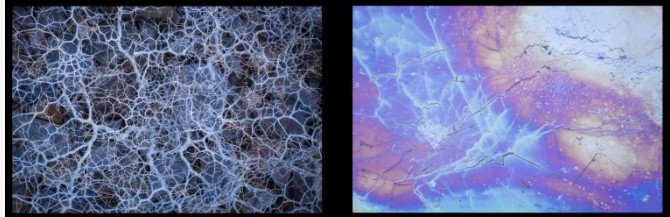
#2: Bring an Open Mind – Minimize Expectations and Be Open to Serendipity




#3: The Expansive Approach – Seek Opportunities Instead of Accepting Limitations



#4: See Potential in All Subjects



#5: Embrace Experimentation – This Practice Can Lead to Creative Breakthroughs



#6: Slow Down, Wander Around, and Be Curious




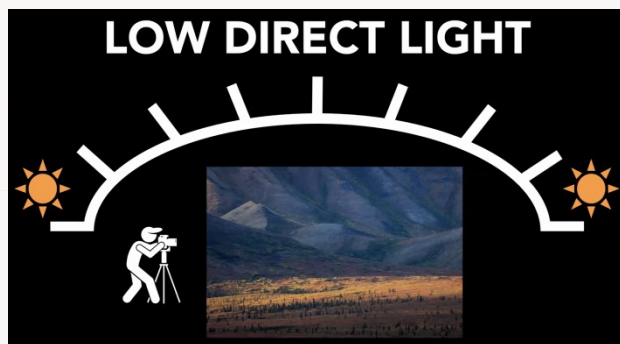
QUALITIES OF LIGHT

- **Direction:** back light, side light, front light
- **Intensity:** bright, direct, diffuse, specular
- **Color:** cool, neutral, warm
- **Contrast:** Low, High, or Mixed


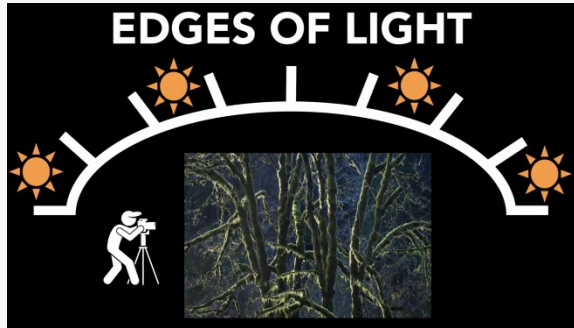
Opportunities Abound When You Learn to Work With All Different Kinds of Light



Speakers




Speakers



Outings

Sunday December 3, 2023

Six ECC members explored the downtown area of Toronto. It was a fun time had by all.



Outings

Friday, December 15, 2023

Two ECC members came out and enjoyed the light display at Casa Loma. It turned out to be a mild evening and perfect for taking photos.



Outings

Sunday, January 7, 2024

We had nine people show up for this outing. This was a lovely way to spend a Sunday morning.





Past Issues of the Viewfinder can be found at

<https://www.etobicokecameraclub.org/viewfinder/>

If you got to this page, then hopefully you enjoy the Viewfinder and are maybe inclined to help out. I need someone to help me source feature articles from club members and to proof read the newsletter before its issued. Please reach out to me via the club info email.

Next Issue at the End of March!